



Before use, please take the time to read this datasheet and make sure you understood the advices and caution of use.



User Security

- Do not watch directly the beam of light or through any optical instrument.
- Avoid any contact with the LEDs or its lens.
- Code IP40: protected against solid corpses larger than 1 mm and non-protected against water intrusion.
- Use the product in an environment where the working temperature is between +15°C and +35°C and there is little humid air (<80%): if those conditions are not respected the product can be damaged.
- Do not use the product in an environment where smokes and oil vapors are present.
- Never try to repair by yourself any potential damages on the product.
- Make sure to use the right power supply before connecting the product.
- Do not reverse the electrical polarity – check your connections and the conventions before turning on the product.
- Make sure you have the correct connector to link the product to the power supply.

Any incorrect use cancels the warranty.

Table of contents

User Security	1
Eyes & Skin Safety	3
Legal obligations	4
Possible health damages	4
Protective equipment	5
Technical Overview	8
Product reference	9
Mechanical dimensions	10
Signals	11
Accessories	12



Eyes & Skin Safety



UWAVE products come under the standard DIN EN 62471:2008 which classified sources of optical radiation into risk groups subject to their potential photo biological hazard. Due to the emission of high UV irradiation, our products belong to Risk Group 3 (hazardous even for momentary exposure) therefore special safety measures, detailed in the following, must be observed.



To protect the eyes and skin staff everyone in the area must wear **protective equipment**. Protective **goggles** should comply with the standard EN 170 (Personal eye-protection - Ultraviolet filters - Transmittance requirements and recommended use). The goggles must protect eyes against direct and side irradiation.



Don't look directly at the product's output window because of a risk of becoming blind.
Don't expose skin too long without protection to avoid skin burning or cancer.



Due to the high emission power, the area near the LEDs can reach high temperature during operation.
Avoid touching directly the product and especially the output window.



Legal obligations

Under the law at present, workers' exposure must be lower than the Exposure Limit Value (Directive 2006/25/EC of the European Parliament). Depending on the wavelength of the product and the body part insolated, **Limit Values are summarized in the tables below:**

	Eye	Skin
Wavelength	315 – 400 nm (UVA)	180 – 400 nm (UVA, UVB, UVC)
Exposure Limit Value	10 000 J/m ²	30 J/m ²

Case study with a LED at 365 nm with an Optical Power of 10 mW/cm²:

For the **eyes**, the maximal exposure time (Δt), the Exposure Limit Value (*ELV*), and the Optical Power (*P*) of a UV product are linked by the formula:

$$\Delta t = \frac{ELV}{P}$$

For **skin**, the Optical Power is normalized by skin's sensitivity factors for each wavelength.

The maximal exposure time per day is calculated below:

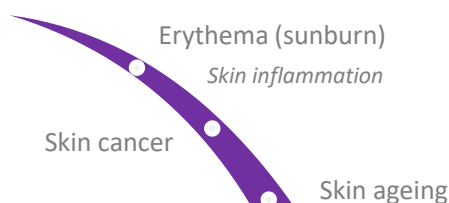
	Eyes	Skin
Optical Power (normalized for skin)	10 mW/cm ²	4,7 μW/cm ²
Maximal exposure time per day	1 min 40 s	12 min

With a UV product with an optical power of 10 mW/cm², the Exposure Limit Value per day is **reached in 2 minutes for eyes and 12 minutes for skin** without any safety equipment. Therefore, protective equipment is needed when a UWAVE UV LED equipment is used.



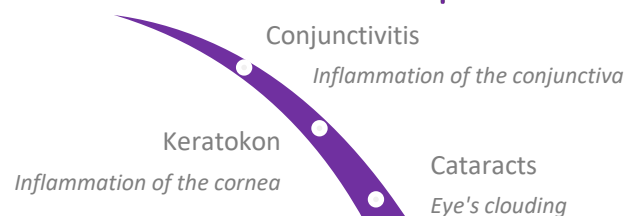
Possible health damages

Effects on skin along unprotected UV exposure



Burning, inflammation, chronic diseases

Effects on eyes along unprotected UV exposure



Visual strain, inflammation, blindness



Protective equipment



Eyes protection



Safety goggles prevent UV damages to eyes.

REF: UGLASS-02

- Certified NF EN 170 absorbing 99,9% of UV radiation and visible light up to 532nm
- Protect against side irradiation
- Resist to chemical products and scratches

Beyond 2 minutes per day of eye UV LED exposure at 10 mW/cm², protective goggles are necessary according to the European Directive 2006/25/EC.



Safety face shield prevents UV damages to eyes and skin's face.

REF: UMASK-01

- Certified NF EN 170 absorbing 99,9% of UV radiation and visible light up to 400nm
- Protect against side irradiation
- Resist to scratches

Beyond 12 minutes per day of face UV LED exposure at 10 mW/cm², protective mask is necessary according to the European Directive 2006/25/EC.



Body protection



Safety gloves prevent UV damages to exposed skin.

REF: UGLOVE-01

- High protection against UV radiation
- Resist to chemical products and scratches

Beyond 12 minutes per day of hands UV LED exposure at 10 mW/cm², protective gloves are necessary according to the European Directive 2006/25/EC.



Safety jacket and trousers prevent UV damages to exposed skin, especially arms & legs.

- Certified UPF 50+ absorbing more than 90% of UV radiation
- Durable and resistant

REF (jacket): UJACK-01

REF (trouser): UTROUS-01

Beyond 12 minutes per day of arms & legs UV LED exposure at 10 mW/cm², protective clothes are recommended according to the European Directive 2006/25/EC.



Protection suit prevents UV damages to entire body, especially neck.

REF: USUIT-01

- Certified UPF 50+ absorbing more than 90% of UV radiation
- Resist to chemical products

Beyond 12 minutes per day of neck UV LED exposure at 10 mW/cm², protective suit is recommended according to the European Directive 2006/25/EC.



UV source isolation



UV shields are protective windows which isolate the UV insulated zone to protect all workers around.

They are made to measure to fit with your constraints.

REF: USHIELD-01

Beyond 2 minutes per day of eye UV LED exposure and 12 minutes of skin UV exposure at 10 mW/cm², protective shields are necessary to protect staff without safety equipment according to the European Directive 2006/25/EC.



Warning stickers



Warning stickers inform workers of radiation danger and invite them of wearing protection equipment. They are available in 3 sizes:

- 55 mm x 25 mm
- 165 mm x 75 mm
- 290 mm x 130 mm

REF: USTICK-01

REF: USTICK-02

REF: USTICK-03



Expertise

Our UV LED experts from UWAVE can come and check your production lines to:



Measure UV irradiance to **determine the maximum UV personal exposure time** compared with limits (European Directive 2006/25/EC).








Determine the most **adapted solution** to protect workers' eyes and skin.



Contact us to get our expertise. We will find together the equipment which fits with your application.



Technical Overview

		UFLEX™
Electronics 	Power supply	24V DC
	Illumination mode	Continuous with a DIM process [0-24V] <i>Other DIM options are available on request.</i>
	Connector	M12 4 pins male
	Power consumption	Depends on the amount of LED
Optics 	Wavelength	365 nm <i>Contact us for other wavelengths (UVA, UVB & UVC).</i>
	Optical option	<i>PUV option available</i>
Mechanics 	Width and height	51mm x 49mm
	Length	Depends on the amount of LED
	Material	Device body: Aluminum alloy
	Weight	60g + 60g per LED
Thermal 	Cooling system	Active air cooling with fans <i>Water cooling option available.</i>
Environment 	Working temperature	+0°C to +50°C
	Working Humidity	< 80% for temp < 30°C
	IP Code	IP40



Product reference

Standard version:

Amount of
LEDs

UFLEX - XX - 365

5
10
...
50

1 LED / 2 positions version:

Amount of
LEDs

UFLEX - L2 - XX - 365

5
10
...
50

➔ Add - PUV at the end of the reference for the PUV option (fluorescence improvement option).



Mechanical dimensions

	DIMENSION [in mm]	FIXING [in mm]
UFLEX		
Mechanical Length Standard version	$L(\text{mm}) = [20 \times \text{amount_of_LED}] + 35\text{mm}$	
Optical Length Both versions	$L_{\text{op}}(\text{mm}) = L(\text{mm}) - 20\text{mm}$	
Mechanical Length L2 version	$L(\text{mm}) = [40 \times \text{amount_of_LED}] + 35\text{mm}$	

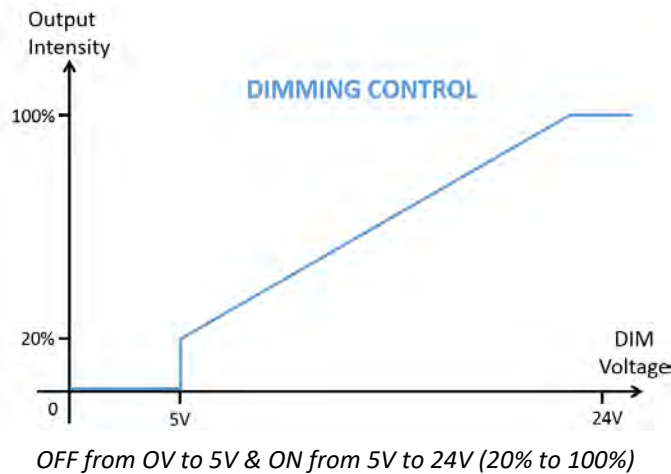


Signals

Contact arrangement

Connector	Pin / Color	Designation
 M12 Male	1 / Brown	+ 24V DC
	2 / White	Not used
	3 / Blue	GND
	4 / Black	Analog Intensity Control 0V = OFF & 24V = ON 100%




Intensity control (Pin number 4)



→ Another dimming version on request: [0-5V] or [0-10V] or [0-24V], direct or indirect



Accessories

Description and Photo	Description
<p>Cable for the UCUBE™</p> 	<p>Both sides connectors (USPWR™ link or other UWAVE power supply):</p> <p style="text-align: right;">2 } Reference: UCAB-M12-FM-4-DD-L5 } Depending on 10 } the length you want (in meters)</p> <p>One side with bare wire (towards automate):</p> <p style="text-align: right;">2 } Reference: UCAB-M12-FD-5-D-L5 } Depending on 10 } the length you want (in meters)</p>
<p>USPWR™</p> 	<p>A compact power supply with a ON/OFF switch for the UFLEX™ in order to have a PLUG & PLAY equipment.</p>
<p>FIXATIONS ROTULE</p> 	<p>This kit contains two T-NUT M6 nuts, one M4 T-NUT nut, one M6x14 screw, one M6x10 screw, one M4x10 screw, one M5X8 screw, and one M5x10 screw.</p>